



UV WALL PANEL ●

WPC WALL PANEL ●

WPC FLOORING ●

PU STONE ●

HONEST



◇ UV WALL PANEL

◇ WPC

WPC WALL PANEL

PS 3D WALL PANEL

MDF ACOUSTIC PANEL

◇ OUTDOOR WPC FLOORING

PU STONE WALL PANEL

SPC FLOORING



PRODUCT CATALOGUE



01 - 18

19 - 32

33 - 38

39 - 40

41 - 46


47 - 66

67 - 76



MATERIAL

M UV Marble Series



R Rock Board Series



- **SPC Rigid Core** High-performance composite panels that combine the exceptional qualities of stone and plastic, delivering outstanding strength and resilience.
- **Decor Film Layer** We offer widely popular texture patterns suitable for various home styles. Our high-definition, intricate textures closely mimic real materials.
- **UV Coating Layer** High-performance UV coating treatment can effectively prevent damage to the board caused by ultraviolet rays.

ADVANTAGES



Waterproof

SPC UV BOARD has the advantage of being waterproof and moisture-resistant, addressing the weakness of traditional wall panels that are susceptible to water.



Fireproof

The combustion test level reaches B1, and the material is effectively fireproof.



Eco-Friendly

Eco-friendly and formaldehyde-free, it is a new type of green and environmentally friendly decorative material.



Easy to Install

Installation is convenient, saving a considerable amount of time and money



Easy to clean

The surface is smooth and easy to clean, preventing the accumulation of stains.

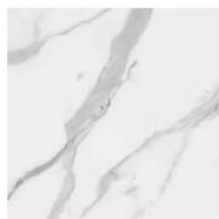


Diverse design options

Offers a wide range of textures and colors suitable for various interior design styles, meeting diverse needs.

SERIES

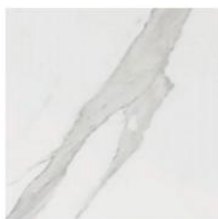
Dawn Stone



JF12203-UV-8230



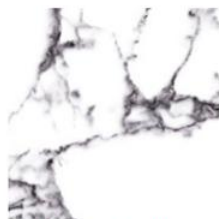
JF12203-UV-8232



JF12203-UV-8859



JF12203-UV-8869



JF12203-UV-8870



JF12203-UV-8871



JF12203-UV-88672



JF12203-UV-88263




JF12203-UV-1561




JF12203-UV-8066


Slate Contour




JF12203-UV-88493



JF12203-UV-88652




JF12203-UV-9056



JF12203-UV-MTKG




JF12203-UV-88226




JF12203-UV-8040


Nocturne Rock




JF12203-UV-82312



JF12203-UV-88492



JF12203-UV-88651



JF12203-UV-88671



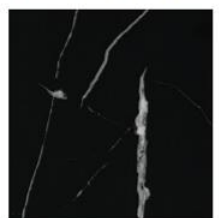
JF12203-UV-80052




JF12203-UV-8231



JF12203-UV-1164



JF12203-UV-06W1



JF12203-UV-8803

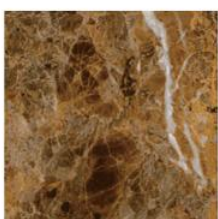
Mosaic Stone Ensemble



JF12203-UV-80871



JF12203-UV-80042



JF12203-UV-8176



JF12203-UV-88653




JF12203-UV-8088



JF12203-UV-8259

Classical Rock Essence



SPECIFICATIONS

Item	SPC/UV WALL PANEL	Thickness	2.5/2.8/3.0mm
Process Type	Extrusion+hot-stamping+UV coating+PE protection film/ Extrusion+PVC film+PE protection film	Weight	6.2KG/m ²
Material	PVC+Calcium carbonate+Additive	Density	2000kg/m ³
Length	2440mm (Standard size) / 2800mm /2900mm / customized	Certificates	Fire retardant grade:B2
Width	1220mm (Dawn Stone, Nocturne Rock, Slate Contour, Mosaic Stone Ensemble)	Installation	Glue+Aluminium profile
	1200mm (Classical Rock Essence)		

DAWN STONE M

1220 x 2440 x 3 mm



The Dawn Stone series is inspired by the pristine white stone patterns, crafting a refreshingly serene visual experience. Like the first light of dawn, it brings a renewed sense of hope and a bright spatial dimension. This series transcends mere wall panels; it's a testament to the harmonious fusion of art and nature, adding tranquility to home life.

UV WALL PANEL




JF12203-UV-8871



JF12203-UV-8869




JF12203-UV-88672



JF12203-UV-1561



JF12203-UV-8066



JF12203-UV-8870



JF12203-UV-8230

SLATE CONTOUR M

1220 x 2440 x 3 mm

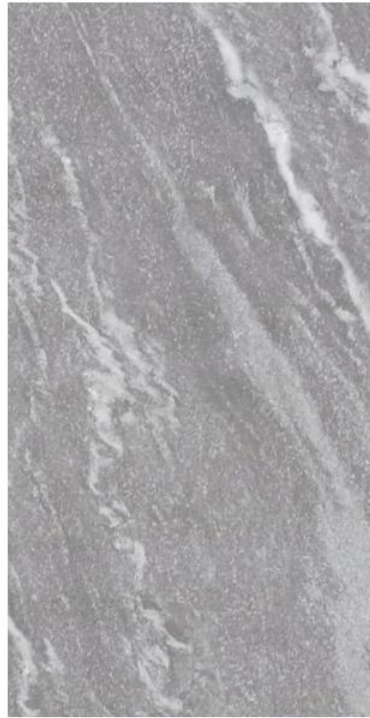


The Slate Contour series showcases a minimalist and modern design ethos through its unique grey hues. Each panel is a masterpiece of nature, understated and reflective, offering a stable and elegant backdrop for contemporary home spaces. It's a refined interpretation of urban living, as well as a profound expression of fashion-forward thinking.

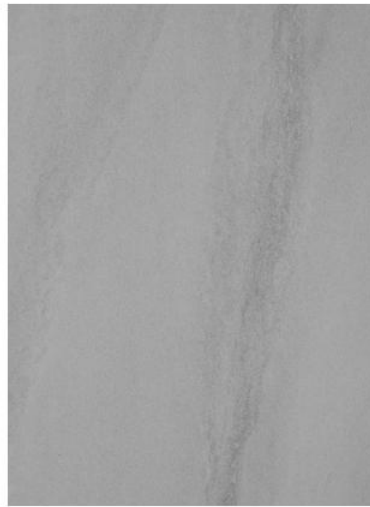
UV WALL PANEL




JF12203-UV-88226



JF12203-UV-88652




JF12203-UV-8040



JF12203-UV-9056



JF12203-UV-88493



JF12203-UV-MTKG

NOCTURNE ROCK M


1220 x 2440 x 3 mm




Delve into the depths of aesthetic sophistication with the Nocturne Rock series. Its profound black stone patterns bring a realm of imagination to any space, infusing it with luxury and enigma. An elegant yet potent design statement, each panel pulsates with the vitality and texture of natural stone.




JF12203-UV-88492




JF12203-UV-88651




JF12203-UV-8803




JF12203-UV-88671



JF12203-UV-1164



JF12203-UV-06W1



JF12203-UV-8231

MOSAIC STONE ENSEMBLE M

1220 x 2440 x 3 mm



The Mosaic Stone Ensemble series curates a palette of diverse stone patterns, with each piece a singular work of the wilderness. From warm beiges to cool slate greys, each color tells a tale, bringing a versatile selection to your living environment. More than decoration, this series is a feast for the senses, an elevation of lifestyle and taste.

UV WALL PANEL



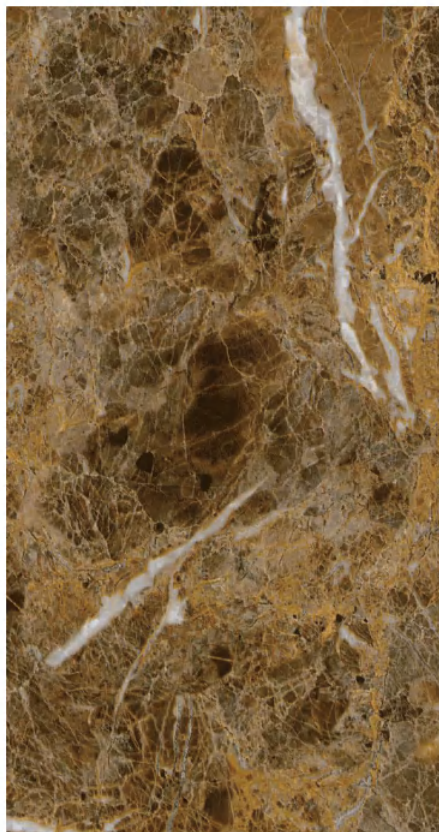
JF12203-UV-88653




JF12203-UV-80871



JF12203-UV-8088



JF12203-UV-8176




JF12203-UV-8259

CLASSICAL ROCK ESSENCE R

1220 x 2440 x 3 mm



The Classical Rock Essence series embodies a perfect blend of European classicism and natural aesthetics. Each rock board is a testament to time, bearing the imprints of geological history. Its textures are profound and artistic, as if reviving the elegance and durability of ancient stone in modern design. This is more than just a wall decoration; it is a legacy of culture and history, offering a perfect choice for those who seek a refined quality of life.



JF12203-YY-88531




JF12203-YY-88512



JF12203-YY-9951



JF12203-YY-88521



JF12203-YY-88532



JF12203-YY-88539

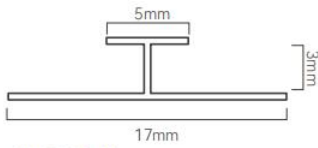


JF12203-YY-88511

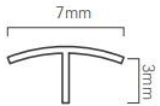


ACCESSORIES

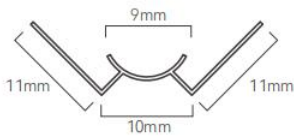
JA521#



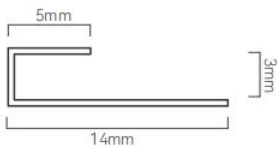
JA522#



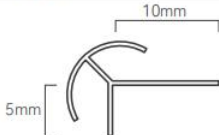
JA523#



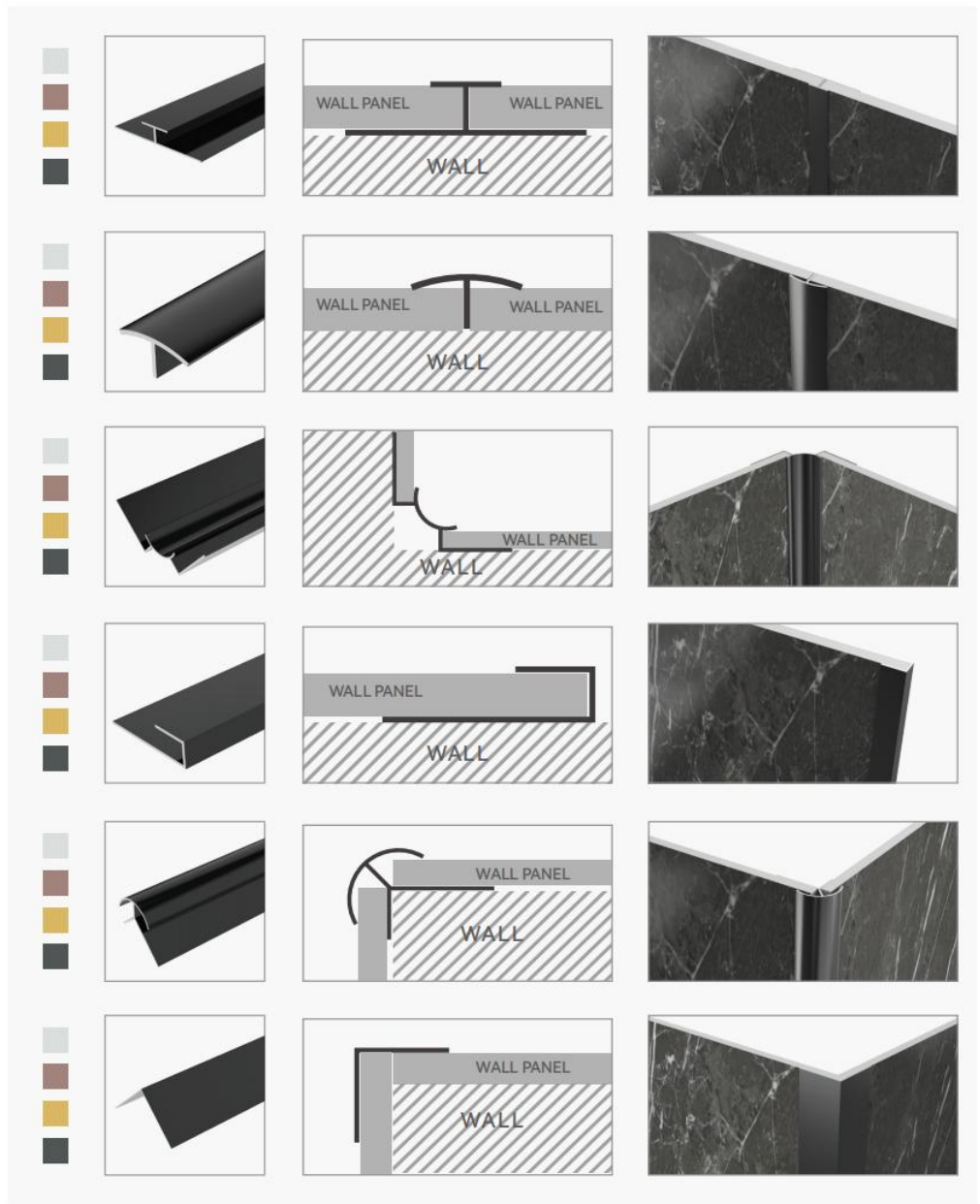
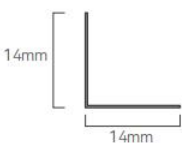
JA524#



JA525#



JA526#



PREMIUM NEUTRAL SILICONE SEALANT



DESCRIPTION

It is a one-component, medium modulus, neutral silicone sealant, demonstrating good adhesion to most common building materials, e.g. metal, stone, glass, non-oily wood, silicone rubber, ceramic, natural and synthetic fiber, brick, concrete, painted and many plastic surfaces.

WHERE TO USE

It is fit for sealing movement joints of door and window and others, where durable and fast bonding is expected. Apply sealant when surface temperature is between 5°C to 40°C.

- Easy to Use
- Excellent Adhesion
- Waterproofing



Heavy profiles



Interior



Porous Surface



Dry Surface



300ML

INSTALLATION

TOOLS TO PREPARE



Electric Circular Saw



Nail Gun



Metal Trim



Knife



Nail Free Glue
(Must be neutral nail-free adhesive)



Glue Gun

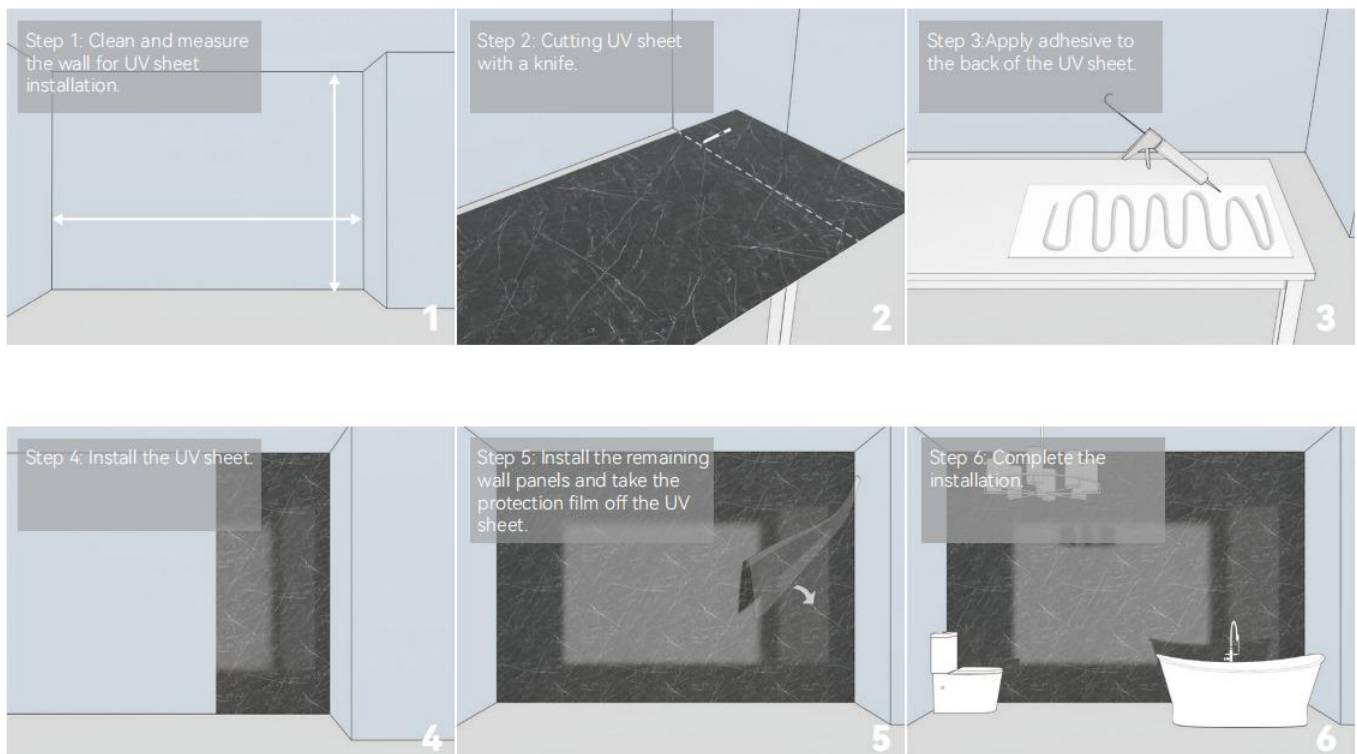


SPC Wall Panel

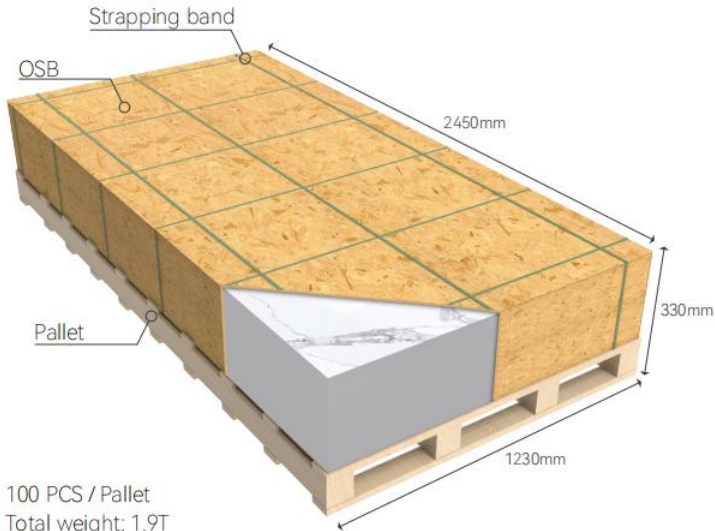


Seam Patch

INSATALLATION



PACKAGING & SHIPPING



100 PCS / Pallet
Total weight: 1.9T

The product dimensions shown in the image are 1220x2440mm

PALLET PACKAGING

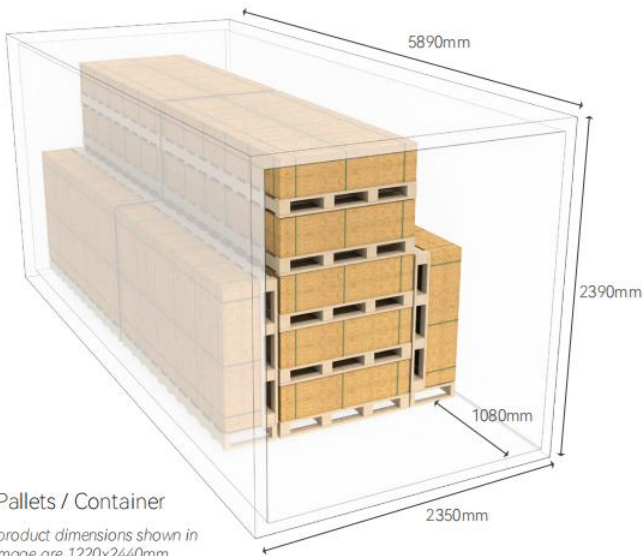
- Each pallet is loaded with 100 pieces of the product. Chipboard is used to cover five sides for protection, and strapping bands secure the products, ensuring safety during transportation.
- The total weight of each pallet is approximately 1.9 tons, optimizing transportation efficiency while considering load safety.

CONTAINER LOADING

- For products measuring 2440mm in length, a 20-foot container can hold 14 pallets
- When pallets are placed on their sides, an additional pallet is added underneath for enhanced stability.
- The minimum order quantity for each design is 100 pieces, meeting diverse customer needs.

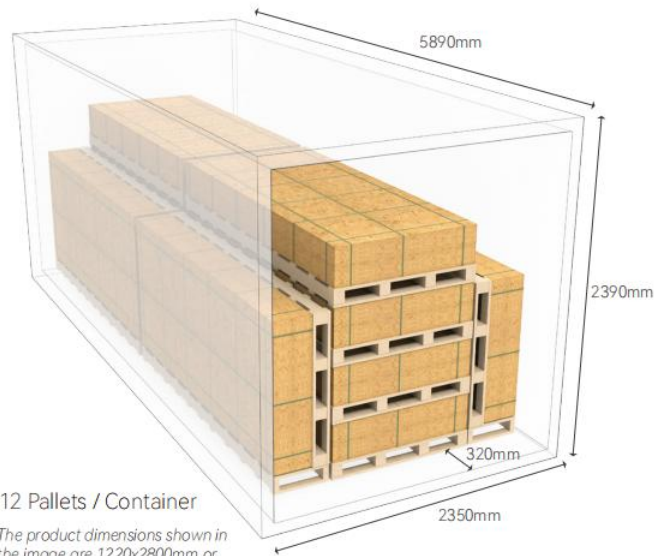
NOTE

- Do not dismantle the pallet packaging without permission to avoid affecting product quality and safety.
- Ensure the pallets are securely fixed during transportation to prevent damage due to vibration or tilting.



14 Pallets / Container

The product dimensions shown in the image are 1220x2440mm



12 Pallets / Container

The product dimensions shown in the image are 1220x2800mm or 1220x2900mm

RECOMMENDED FORKLIFT SIZE

Forklifts with a 1.3-meter-wide reach are used for handling pallets, accommodating pallet size and ensuring ease of operation.



Product dimensions



Product Specifications	PCS/Pallet	Weight/Pallet	20GP Container Loading		Total Weight
			Number of Pallets	Number of Pieces	
2440 x 1220 x 3 mm	100	1.9 t	14	1400	26.6 t
2800 x 1220 x 3 mm	100	2.2 t	12	1200	26.4 t
2900 x 1220 x 3 mm	100	2.24 t	12	1200	26.9 t
2440 x 1200 x 3 mm	100	1.87 t	14	1200	26.2 t
2800 x 1200 x 3 mm	100	2.14 t	12	1200	25.7 t
2900 x 1200 x 3 mm	100	2.21 t	12	1200	26.5 t

Note: This is an estimated theoretical weight

Global logistics

Our products are renowned globally, and we have amassed extensive experience in sales and transportation. We provide professional and efficient logistic solutions to ensure the safe and timely delivery of our products to our customers. Our goal is to make our high-quality products easily accessible to every customer through a seamless global logistics network.



WPC WALL PANEL

WPC WALL PANEL



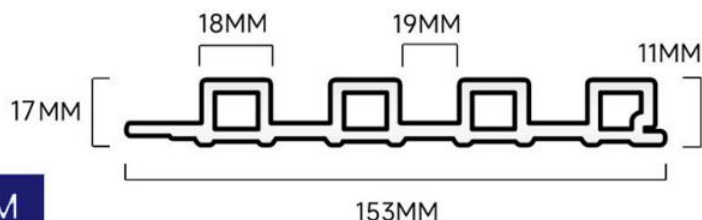
Waterproof and
moisture-proof, not prone to mildew,
super durable

室内格栅墙板 / WPC interior wall panel

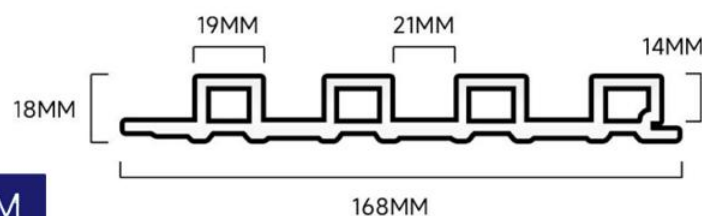
Products are often used for interior decoration wall panels and ceilings, multi-series of film paper can meet your diverse needs.



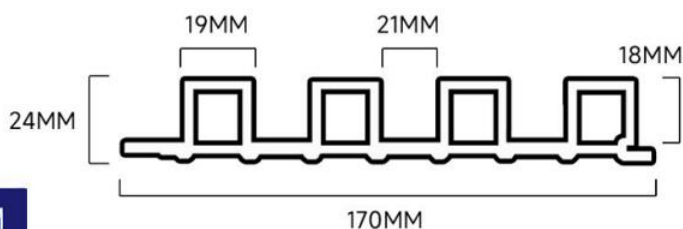
150*17MM



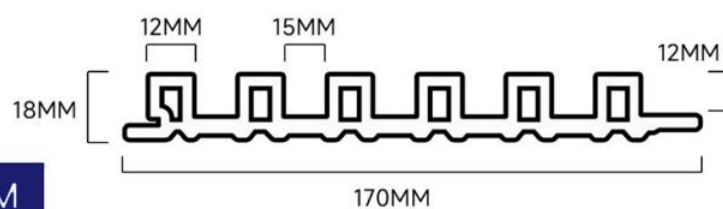
168*18MM



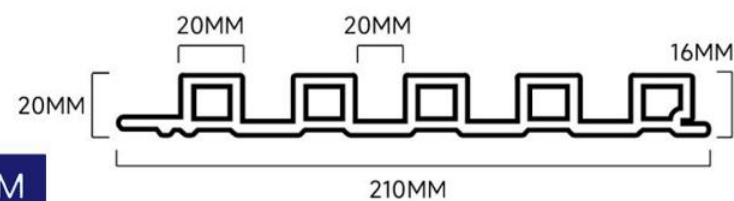
170*24MM



170*18MM




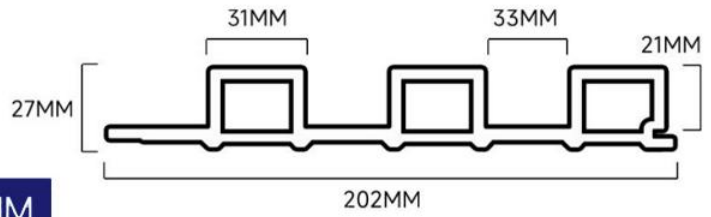
210*20MM



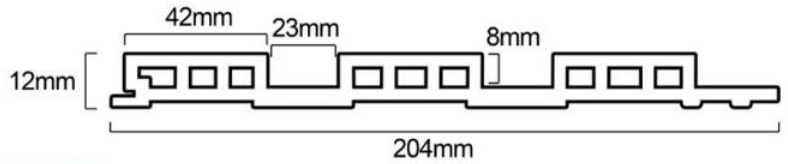
INDOOR WPC WALL PANEL



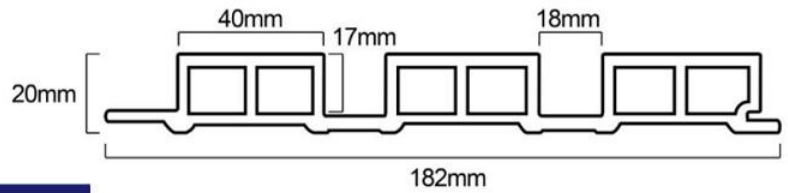
202*27MM



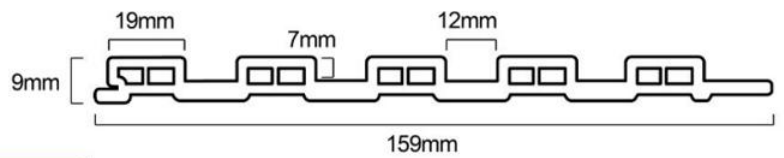
204*12MM




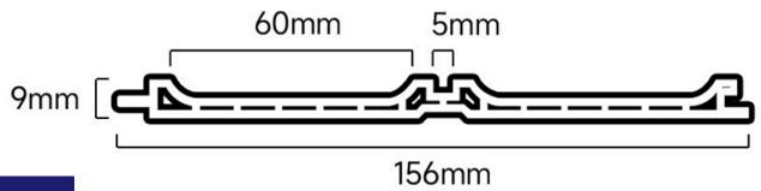
182*20MM



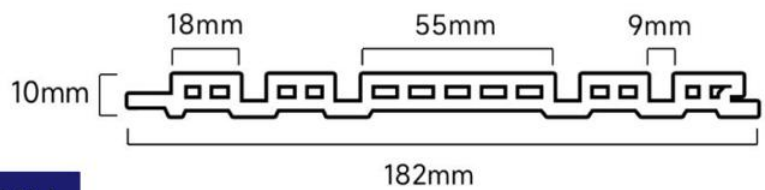
159*9MM



156*9MM

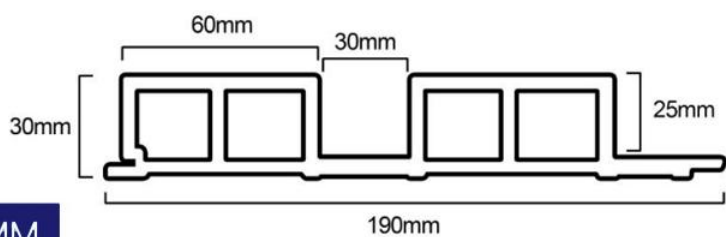


182*10MM

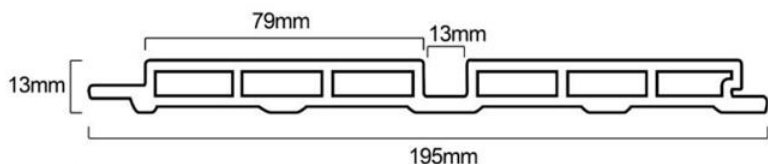




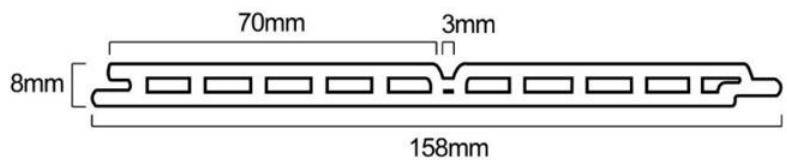
190*30MM




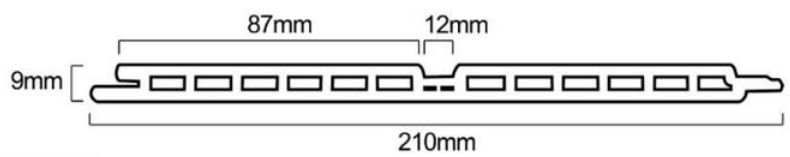
195*13MM




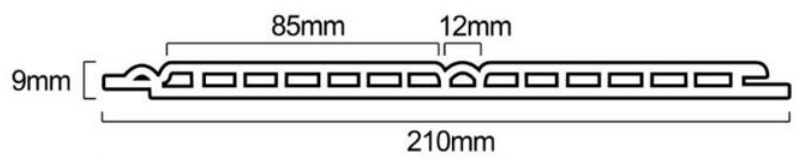
158*8MM



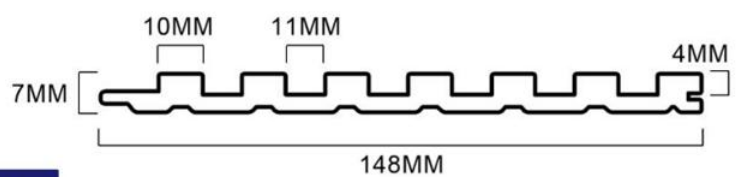
210*9MM



210*9MM




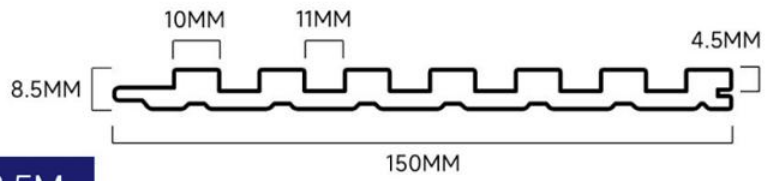
148*7MM




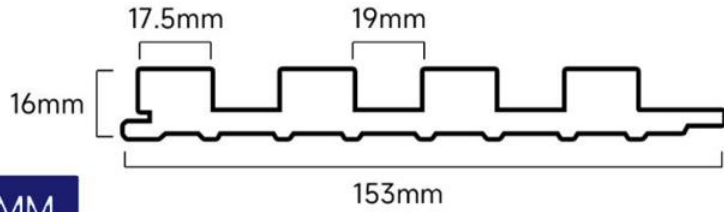
INDOOR WPC WALL PANEL



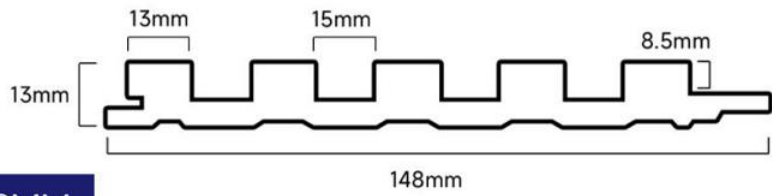
150*8.5M



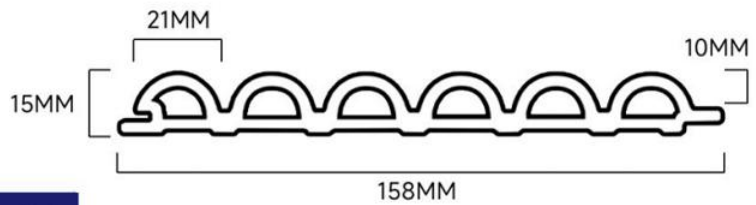
153*16MM




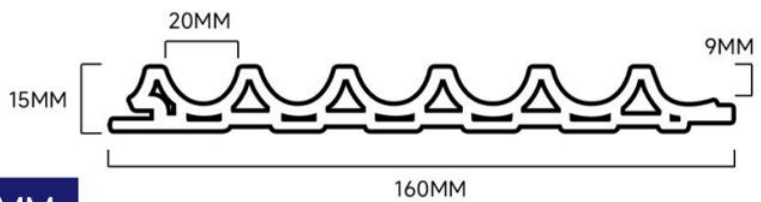
148*13MM



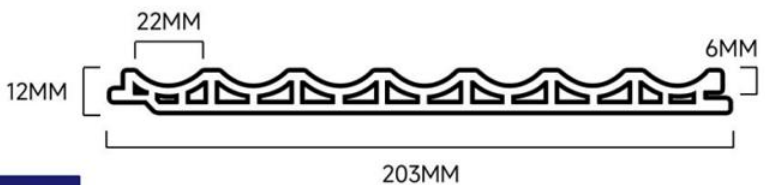
158*15MM

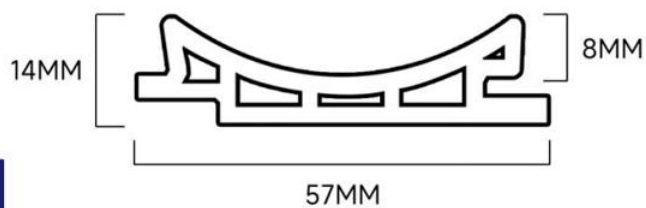
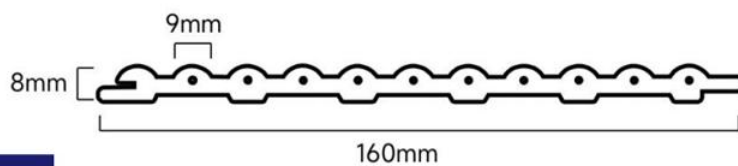
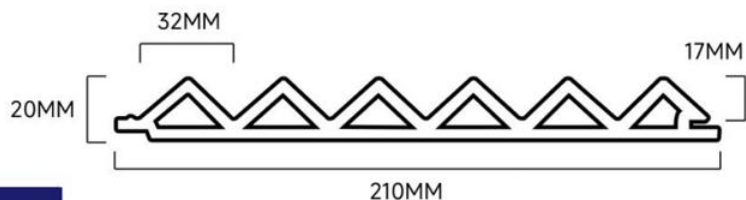
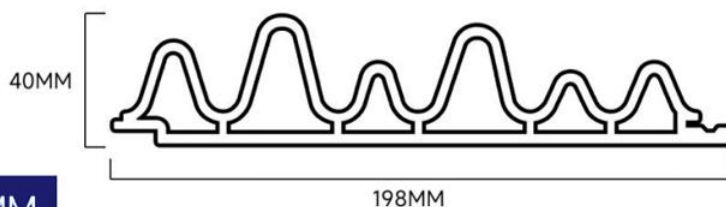
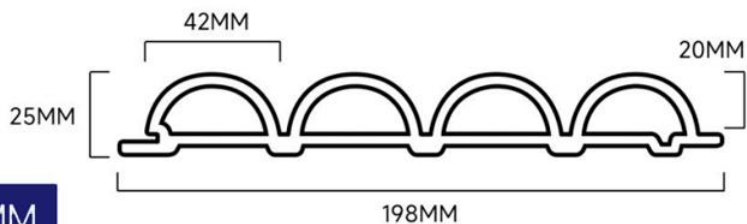
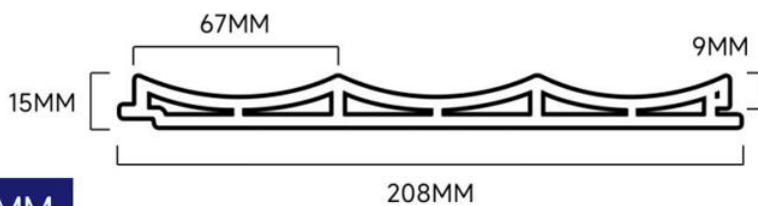


160*15MM




203*12MM

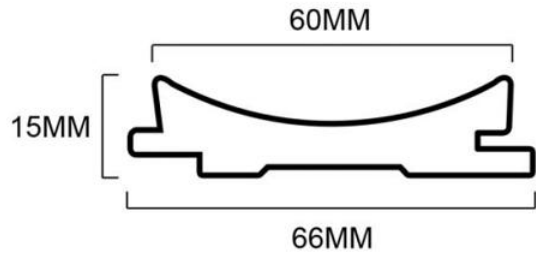




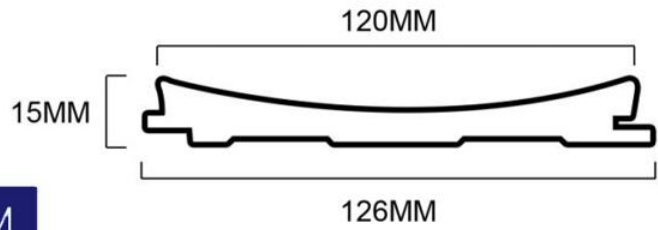
INDOOR WPC WALL PANEL



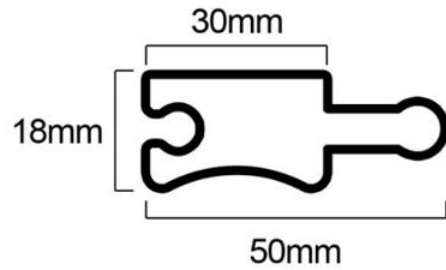
66*15MM



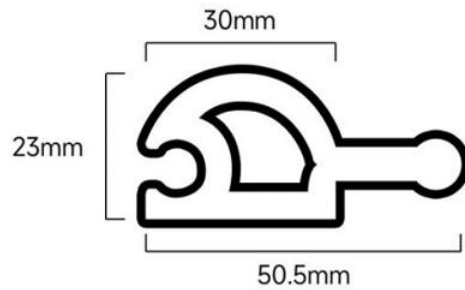
126*15MM



50*18MM



50.5*23MM



Background wall



Art wall



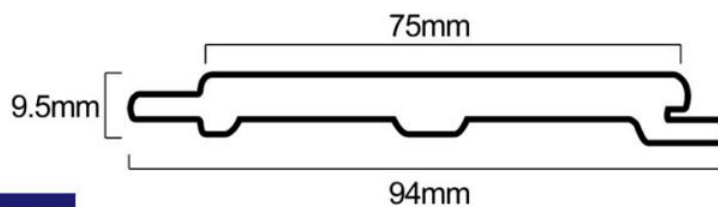
Invisible door

室内浮雕墙裙/ Indoor embossed wall skirt

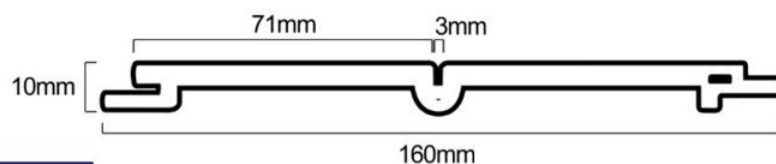
Products are often used in indoor wall skirt and modeling wall, colorful, healthy and environmentally friendly.



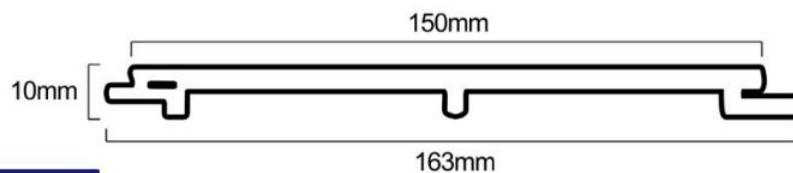
94*9.5MM



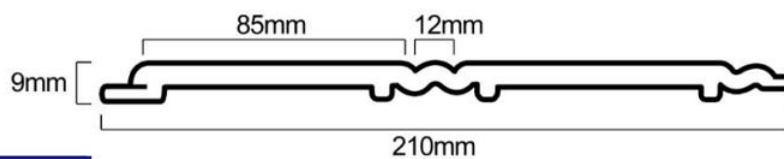
160*10MM



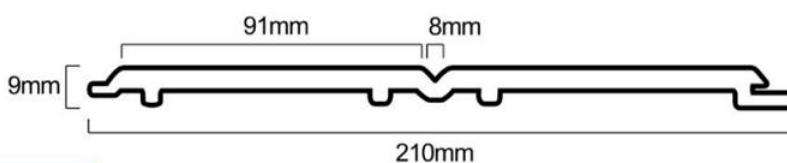
163*10MM



210*9MM

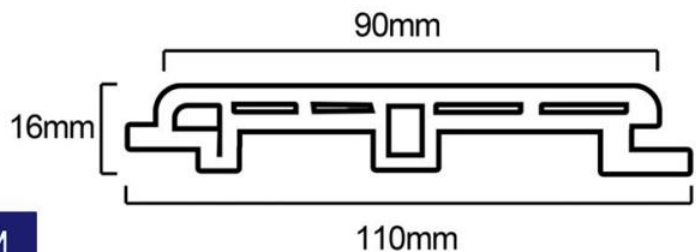
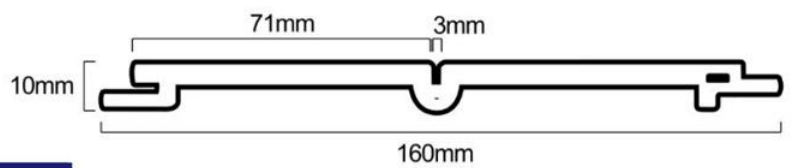
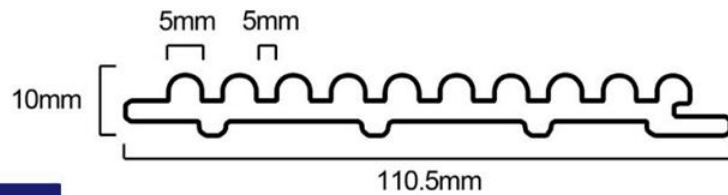

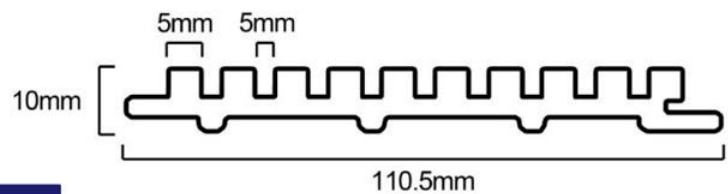
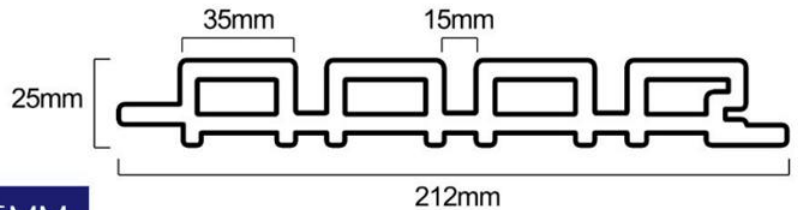


210*9MM



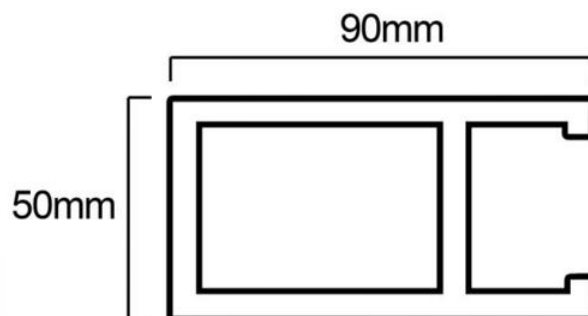
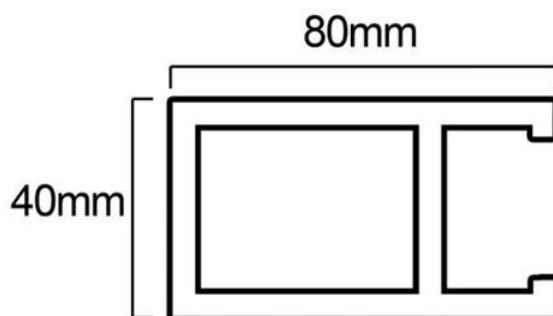
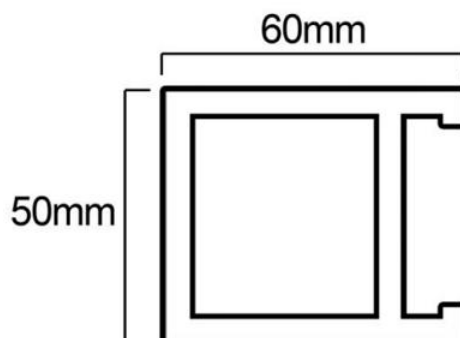
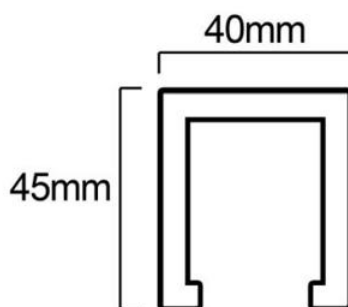
Outdoor coextruded wall panel

Products are often used for external wall decoration, outdoor fence, product sunscreen does not decolorize, wear-resistant without deformation.



WPC Ceiling

Products for indoor ceiling and indoor partition walls, mostly used for home decoration, office buildings, hospitals, schools, hotels and so on.



安装效果/ Installation effect



安装方法/ Installation method



① Fix the keel to the ceiling with expansion screws and use suspender rod to adjust the height of the ceiling.

用膨胀螺丝将龙骨固定在天花板上，并用吊杆调整天花板的高度。

② Clamp the ceiling board and Louver panel on the keel in turn.

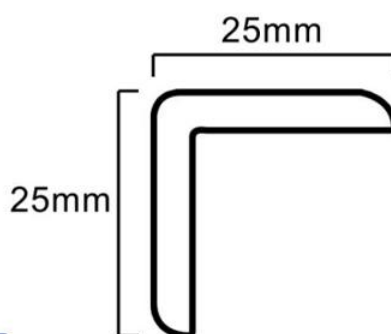
将吊顶板和百叶窗面板依次夹在龙骨上。




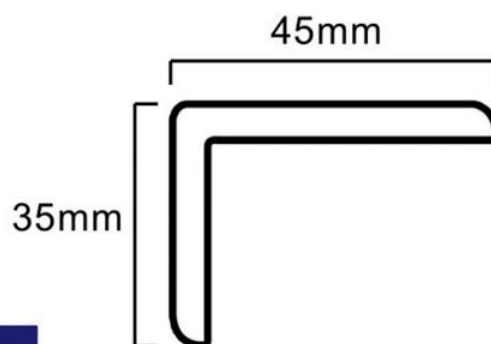
配套装饰线条/ Matching decorative lines




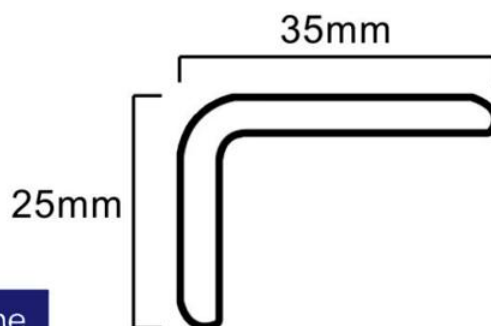
25*25MM Outer corner line



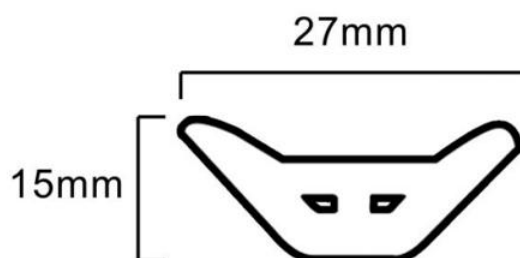
35*45MM Outer corner line



25*35MM Outer corner line



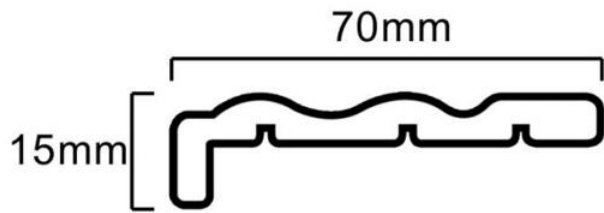
15*27MM Inner corner line



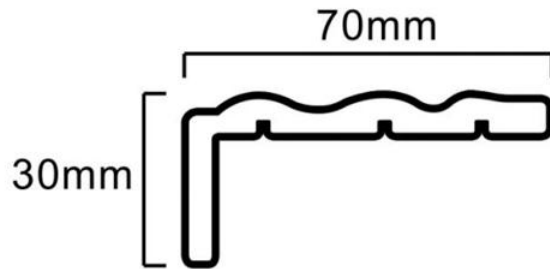
INDOOR WPC WALL PANEL



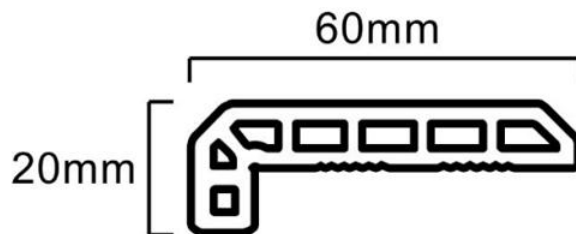
70*15MM Waist line



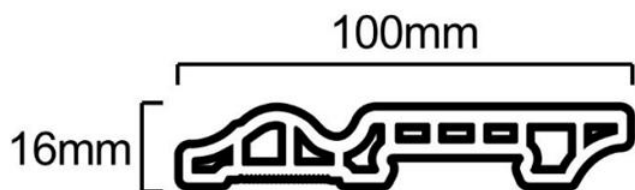
70*30MM Waist line



60*20MM Waist line



100*16MM Kick line



◎ PS 3D WALL PANEL





JC1215-B-4179M



JC1216-B-1241S



JC1154-583



JC1232-0824

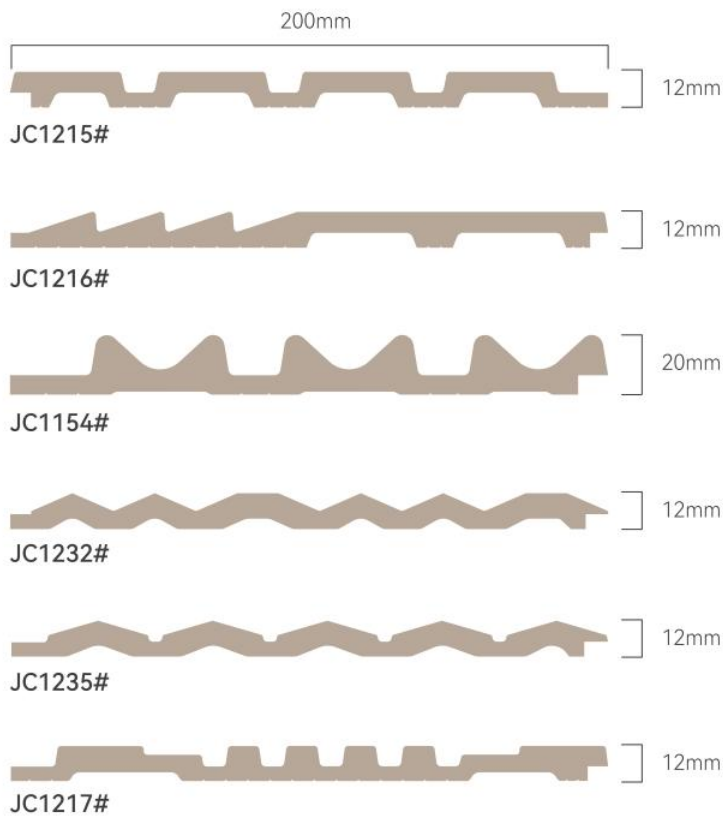


JC1235-3352G



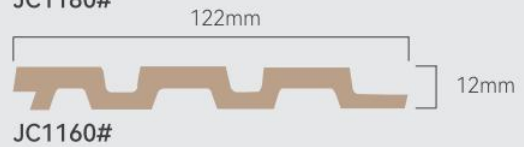

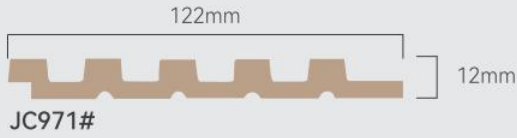
JC1217-A-C1S

Large Size

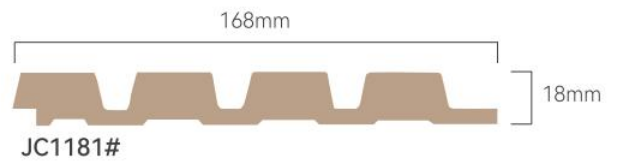
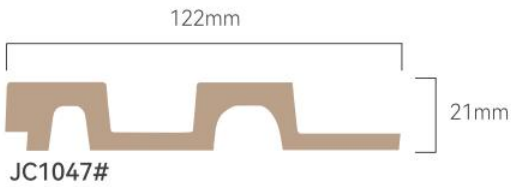


PS 3D WALL PANEL

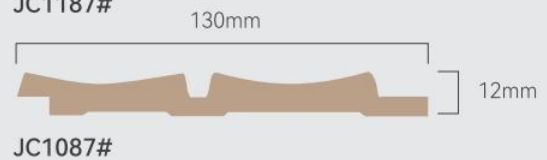

Low Profile





High Profile




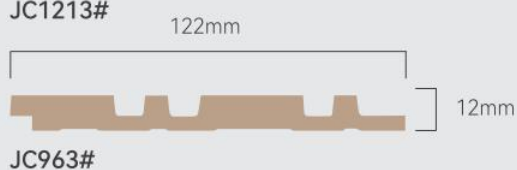
Rounded Profile



Peaked Pattern




Multi Pattern



Wood Series



JC971-0898T1



-706T



-708T



-08954QT



-E-3MCPT

Stone Series



JC1160-B-2032



-B-2033



-B-91731



-B-20331



-B-1256

Dermatoglyph Series



JC1078-B-22G




-B-325



B-212G



-B-21G



-B-20G

Monochromatic Series



JC1079-22FG



-18FG



-19FG



-25FG

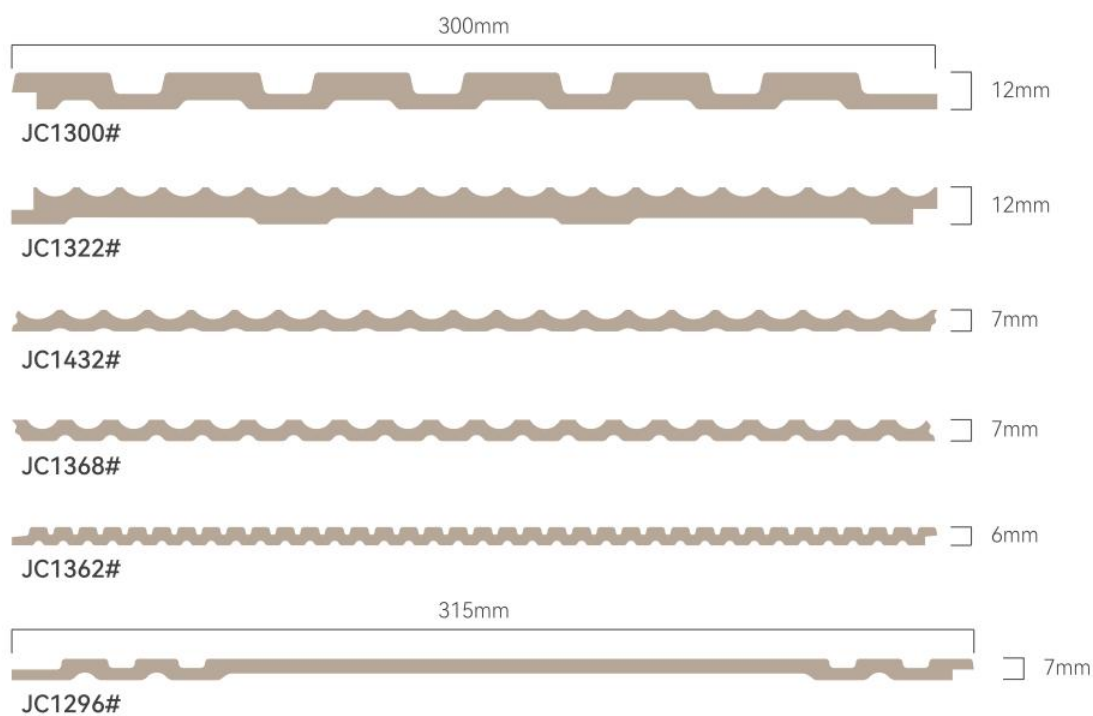


-24FG


PS 3D WALL PANEL



Large Size



PS 3D WALL PANEL



JC1300-B-0521BT



JC1432-365CM



JC1368-541



JC1362-891CM

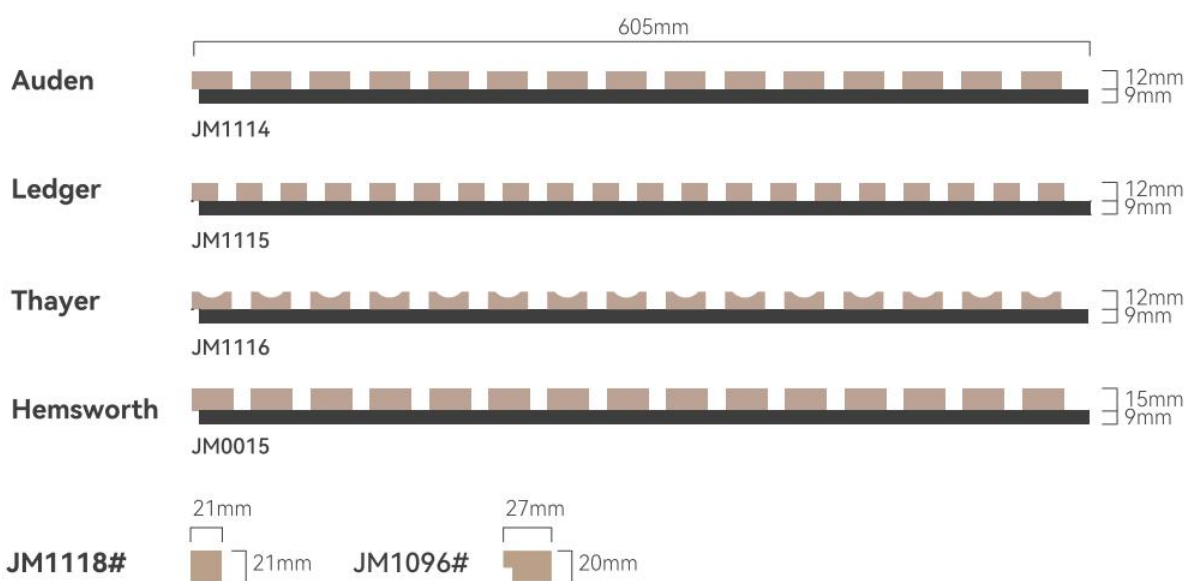


JC1296-B-C5F



JC1322-30273

◎ MDF ACOUSTIC PANEL



MDF ACOUSTIC PANEL




Paper




Wood veneer



Nature Wood veneer



OUTDOOR WPC



FLOOR BOARD



◇ CAPPED DECKING



CDK-01

SIZE: 138*23 or 140*25 mm

PROFILE:



CDK-02

SIZE: 140*23mm

PROFILE



CDK-03

SIZE: 140*21 mm

PROFILE:



3D WOOD GRAIN DECKING



WGD-01

SIZE:140*20MM

PROFILE: 



WGD-02

SIZE:140*25MM

PROFILE: 



WGD-03

SIZE:140*25MM

PROFILE: 

3D WOOD GRAIN DECKING



WGD-04

SIZE:140*25MM

PROFILE:



COLOR SELECTION



RED WOOD



CHOCOLATE



GREY



COFFEE



EBONY



BLACK WALNUT



TEAK



MATCHA

OUTDOOR WPC FLOORING




PU STONE WALL PANEL



PRODUCT COMPOSITION

聚氨酯石材(PU石材)是一种人造石材制品。聚亚安酯人造石材的设计是为了制造一个非常容易安装的逼真的石材面板。为了制作这些人造石板，将聚亚安酯倒入从真正堆叠的石头铸造而成的模具中。

Polyurethane stone (PU STONE) is a manufactured faux stone product. Polyurethane faux stone was designed to make a realistic looking stone panel that is extremely easy to install. To make these faux stone panels, the polyurethane is poured into molds that have been cast from real stacked stone.



产品名称 Name	PU文化石墙面装饰 PU Stone wall panel
产品尺寸 Size	600*1200mm
产品材质 Material	高密度聚氨酯、PVC膜、水性漆 PU material / PVC film / Waterborne paint
产品密度 Density	60 kg/m ³
产品特点 Features	轻质/阻燃/防水/防潮/易安装 lightweight/flame retardant/waterproof/moisture-proof/easy to install

◆ PU石皮 / PU stone panel

品名：PU石皮

Product name: PU stone panel

材质：PU聚氨酯


Product material: PU polyurethane

薄款尺寸：1200*600*15MM

Thin size: 1200*600*15mm

厚款尺寸：1200*600*30MM

Thick size: 1200*600*30mm



PU石皮薄款


尺寸：1200*600mm

厚度：15mm

Thin model spec

Size: 1200*600mm

Thickness: 15mm



PU石皮厚款

尺寸：1200*600mm


厚度：30mm

Thick model spec

Size: 1200*600mm

Thickness: 30mm

安装效果图 | Installation effect



◆ PU石皮蘑菇石 / PU stone panel

相同规格，不同设计纹理

Same specification, different design texture

薄款石皮/纹理设计 PU stone panel-Thin size: Texture design



厚款石皮/纹理设计 PU stone panel-Thick size: Texture design



◆ PU蘑菇石 / PU Mushroom stone panel

品名：PU蘑菇石

Product name: PU Mushroom stone

材质：PU聚氨酯


Product material: PU polyurethane

薄款尺寸：1200*600*50MM

Thin size: 1200*600*50mm

厚款尺寸：1200*600*70MM

Thick size: 1200*600*70mm



Thin size

Size: 1200*600mm

Thickness: 50mm

Thick size

Size: 1200*600mm

Thickness: 70mm



安装效果图 | Installation effect



PU STONE WALL PANEL



◆ 轻质PU流水石 / PU wave stone panel

品名：PU流水石

Product name: PU wave stone panel

材质：PU聚氨酯


Product material: PU polyurethane

尺寸：1200*600*30MM

size: 1200*600*30mm

造型错落又不失自然美观

The shape is scattered without losing the natural beauty.



安装效果图 | Installation effect





◆ 轻质PU月球石 / PU moon stone panel

品名：PU月球石

Product name: PU moon stone panel

材质：PU聚氨酯

Product material: PU polyurethane

尺寸：1200*600*40MM

size: 1200*600*40mm

网红背景墙3D凹凸立体月球石

3D concave and convex three-dimensional moon stone panel.



PU moon stone

尺寸：1200*600mm

厚度：40mm

Specification

Size: 1200*600mm

Thickness: 40mm



安装效果图 | Installation effect





◆ 轻质PU羽毛石 / PU feather stone

品名：PU羽毛石

Product name: PU feather stone

材质：PU聚氨酯


Product material: PU polyurethane

尺寸：900*200*50MM

size: 900*200*50mm

羽毛设计，为您打造理想居住氛围


Feather design to create an ideal living atmosphere for you.



安装效果图 | Installation effect



PU STONE WALL PANEL



◆ PU山岩石 / PU rock stone panel

品名：PU山岩石
Product name: PU rock stone

材质：PU聚氨酯
Product material: PU polyurethane

尺寸：1200*600*90MM
size: 1200*600*90mm

真实岩石质感，高度仿真，还原自然。
Real rock texture, highly simulated,
restore nature.



安装效果图 | Installation effect



PU STONE WALL PANEL



◆ PU九宫格/ PU component stone

区别对比 /Difference and comparisson


PU九宫格长方形

PU hollow component rectangle




PU九宫格圆形


PU hollow component circular



安装效果图 | Installation effect



PU STONE WALL PANEL



◆ PU面包石 / PU bread brick panel

品名：PU面包石

Product name: PU bread brick

材质：PU聚氨酯


Product material: PU polyurethane

尺寸：1200*600*30MM


size: 1200*600*30mm

艺术设计，精雕细琢精彩呈现。

Art design, meticulous carving wonderful presentation.



安装效果图 | Installation effect



PU STONE WALL PANEL



VARIOUS COLORS AVAILABLE



01.雪花白
Snow White



02.汉白玉
Chinese White



2A.白玉兰
White Magnolia



03.清水灰
Clear Gray



06.太空深黑
Deep Black



05.太空黑
Space Black



04.清水深灰
Charcoal Grey



3A.水泥灰
Cement Gray



07.黄金麻
Golden Linen



7A.夯土黄
Khaki



08.爱马仕红
Chinese Red



09.宝石蓝
Sapphire

INSTALLATION METHOD

1. 用水平仪或其他工具给墙面找平。

Flatten the walls that need to be installed with a level or other tools.

2. 测量平整后的墙面面积。

Measure the area off the wall after leveling.

3. 用手锯或其他切割工具将PU石板切割到合适的尺寸或所需的尺寸。

Cut PU stone panel to the right or desired size with a hand saw or other cutting tool.

4. 使用发泡胶、免钉胶和气钉枪将PU石板固定在墙上(木墙建议使用螺丝钉，水泥墙建议使用免钉胶)。

Use screws and nail-free glue and steam nails to fix PU stone panel on the wall (screws are recommended for wooden walls and nail-free glue for cement walls).



BEFORE INSTALLATION



AFTER INSTALLATION

SPC FLOORING



SPC FLOORING



1. Brand new materials, no recycled materials



2. Colorful film




3. Mix the raw materials



4. Fully automatic extrusion production line



5. Semi-finished products waiting for UV spraying and grooving



Slot size is precise and easy to install

Anti-scratch and wear-resistant



Noise reduction



Easy installation



Easy to clean



flame retardant

Product parameters

Name	SPC FLOORING
Specification	Wood grain 1220*180mm
Installation method	Glue-free buckle quick installation
Main ingredients	Brand new stone plastic material
Thickness/wear resistance	4mm/5.5mm 0.3mm
Product Features	Glue-free installation, wear-resistant, waterproof and moisture-proof, zero formaldehyde, fireproof

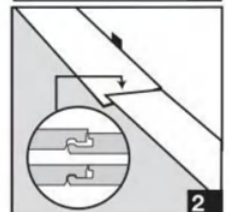


Installation method

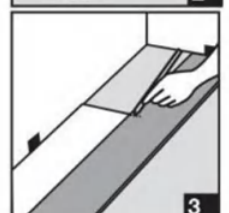
1. Start paving from the corner of the wall. Place the tongue side of the board against the corner, leaving a 10mm gap between the corner and the short side of the board.



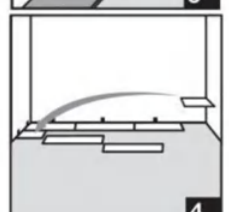
2. Fix the tongue edge of the second board in the groove of the first board. Carefully arrange the edges to ensure a tight fit. Use a rubber mallet to gently tap the second board toward the first board. Lock them together tightly.



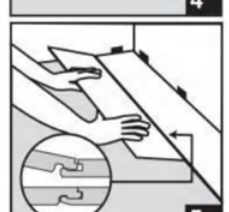
3. Repeat the above steps, continue to splice the first row, use a ruler to measure the distance between the board at the end of the last board and the wall, use a pencil to draw a cutting line on the board, use a utility tool to score the line with a knife, and then break it.



4. Rotate the cutting plate 180°, snap its end tongue into the end groove of the last plate of Round Three, and tap lightly with a rubber hammer until the two plates are laid flat on the floor and reach the length. Board splicing, staggering the effect of the round pattern, and adjusting the layout to achieve a balanced effect.



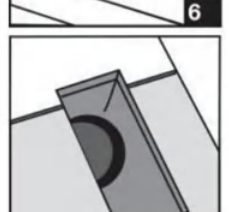
5. To start your second row, rotate the cutting board of the first row 180° so that it returns to its original orientation, tilt and push its side tongue into the side groove of the first board, and adjust the splicing in place. Using a rubber mallet, lightly tap the long side of the board, lock it with the first row of boards, and lay it flat on the ground.



6. Place the second plank of the new row first on the long side. Push the plate in to make sure the edges are neat. Next, gently tap the top of the end joint with a rubber hammer to lock them together. Continue laying the remaining plates in this manner, in order to accommodate the last row, place a plate on top of the previous row and place its tongue on the wall. Place a ruler on the plate so that it lines up with the side of the previous row, then use a pencil to draw a line on the new plate. Cut the plate with a tool knife and secure it in place.



7. Door frames and heating vents also require room for expansion. Start by cutting the board to the correct length, then place the cut board next to its actual location. Use a ruler to measure and mark the area to be cut. Cut off the marked points so that each side has the necessary extension distance.



8. You can turn the board upside down and use a craft knife to cut off the necessary height so the board can easily slide under the door frame. Once the flooring is fully installed, remove the spacers.



Hot selling colors



801



807



809



801



808

Wood grain/specification: 180*1220*4.0mm



803



802



811



808



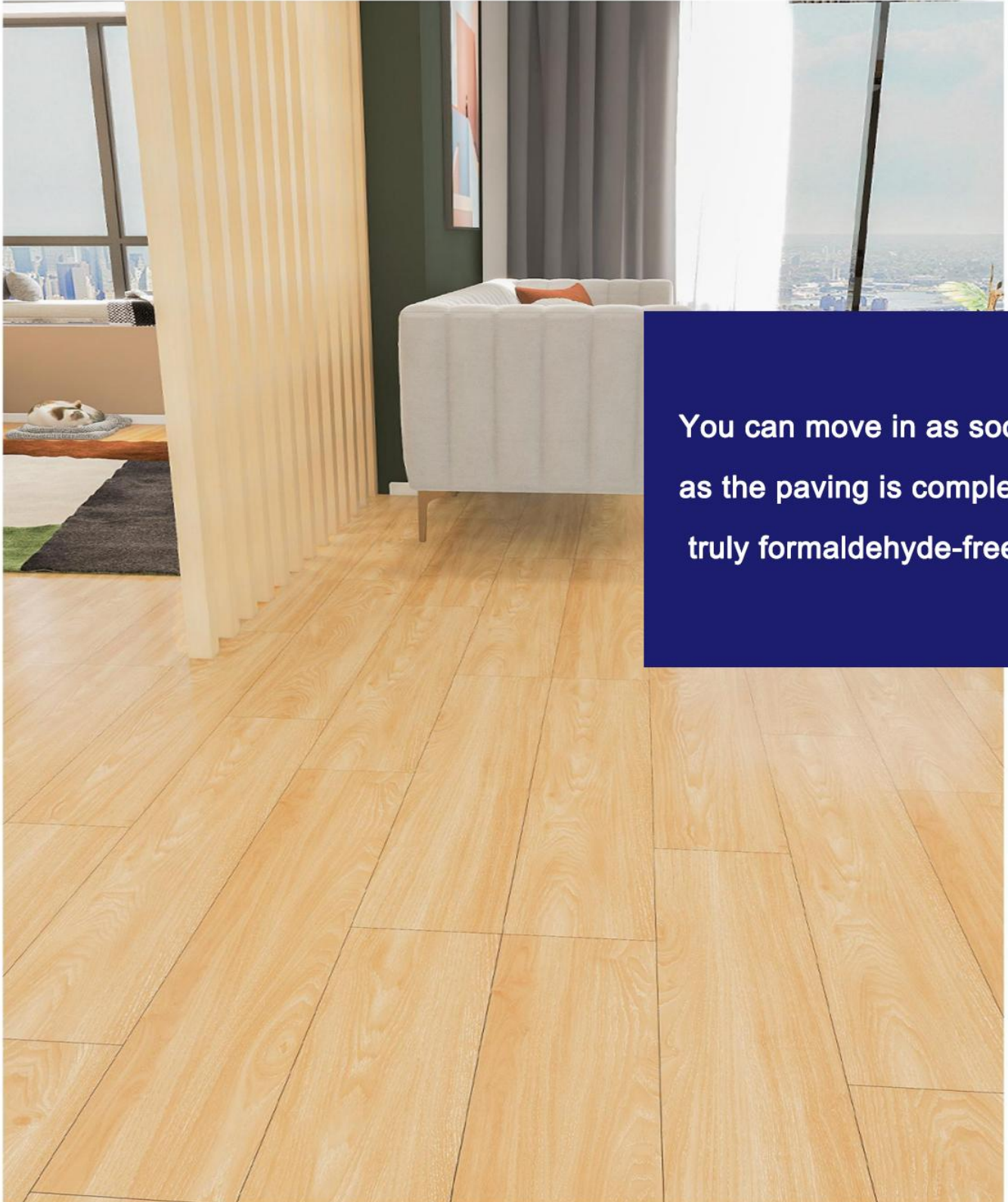
806



805



Wood grain/specification: 180*1220*4.0mm



You can move in as soon
as the paving is completed,
truly formaldehyde-free



For more color numbers, please contact

Sophia Chi General manager

 : +86 539 8089667

 : www.chinahonestwood.com

 : +86 18669666658

 : sophia@chinahonestwood.com

Factory address: Yitang, Lanshan District, Linyi City, Shandong Province, China

Office address: 5th FLOOR HUANQIUYANGGUANGCHENG BUILDING. HEDONG DISTRICT. LINYI.
SHANDONG,CHINA

Wood grain/specification: 180*1220*4.0mm

